








































	NOBILITATI	MOSTRA IMMAGINE	SUPPORTO	SPESSORI				
				8	10	18	19	25
BIANCHI	Bianco cera 1630 Expo-star FH		truciolato 2820x2070 mm	•			•	•
	Bianco opaco 1630 Expo-star SM			•			•	•
	Bianco lucido 1630 Expo-star GA						•	
	Bianco venato 1630 Expo-star LI			•			•	•
	Bianco 0085 Expo-star TE		truciolato 2820x2070 mm				•	
	Bianco cera 1630 Expo-star FH		mdf 2820x2070 mm				•	
	Bianco cera 1630 Expo-star FH		truciolato IGNIFUGO (B1) 2820x2070 mm				•	•
	Bianco cera 1630 Expo-star FH		truciolato IDROFUGO (P5) 2820x2070 mm				•	•
	Bianco 800 top matt		truciolato 4250x2120 mm (10 mm 3760x1870 mm)		•	•		•
	TINTE UNITE	Magnolia opaco 0851 Winter White SM		truciolato 2820x2070 mm	•			•
Sabbia opaco 0071 Fresko SM			•				•	•
Tortora opaco 2206 Fango SM			•				•	•
Tortora 2206 Fango TE							•	
Antracite opaco 0077 Charcoal SM			•				•	•
Antracite 0077 Charcoal TE						•		
Antracite opaco 0077 Charcoal SM			truciolato IGNIFUGO (B1) 2820x2070 mm				•	
Nero cera 0080 Blak FH			truciolato 2820x2070 mm	•			•	•
Nero opaco 0080 Blak SM				•			•	•
Nero lucido 0080 Blak GA							•	
Nero venato 0080 Blak NI				•			•	•
Nero 0080 Blak TE							•	
Nero opaco 0080 Blak SM				truciolato IGNIFUGO (B1) 2820x2070 mm				•
Nero opaco 0080 Blak SM			truciolato IDROFUGO (P5) 2820x2070 mm				•	
Rosso opaco 0318 Rubin Red SM			truciolato 2820x2070 mm				•	
Blu opaco 0042 Marino SM							•	
Verde opaco 0041 Tortuga SM						•		
Grigio 0HZ cera 4250 2120		truciolato 4250x2120 mm (10 mm 3760x1870 mm)		•	•		•	
MATERICI	Grigio scuro spatolato 0027 Prado Agate Grey GA		truciolato 2820x2070 mm				•	•
	Grigio chiaro spatolato 0026 Prado Alu Grey GA						•	•
	Tela chiaro 3412 Cala Luna FB			•			•	•
	Tela scuro 3414 Capo Testa FB			•			•	•
LEGNI MODERNI	Rovere nodi 0638 Ramos NA		truciolato 2820x2070 mm	•			•	•
	Rovere scuro 4037 Maryland NI			•			•	•
	Rovere naturale 4073 Newport PM			•			•	•
	Rovere sbiancato 0832 Harmonie PM			•			•	•
	Noce classico 0269 Tosca NI			•			•	•
	Noce scuro 4039 Maroni NI			•			•	•
	Noce chiaro 4048 Atlanta NI			•			•	•
	Abete 0920 Argento SU			•			•	•
LEGNI CLASSICI	Noce chiaro 4069 Gallinara FH		truciolato 2820x2070 mm	•			•	•
	Noce scuro 4068 Albenga FH			•			•	•
	Ciliegio 4070 Giorgio FH			•			•	•
	Faggio 0291 Beech II NA			•			•	•
	Acero 0412 Danube Maple NA			•			•	•